

2013

Alaska Aquatic Farm Industry Summary

Alaska Department of Fish and Game



Permitted Operations

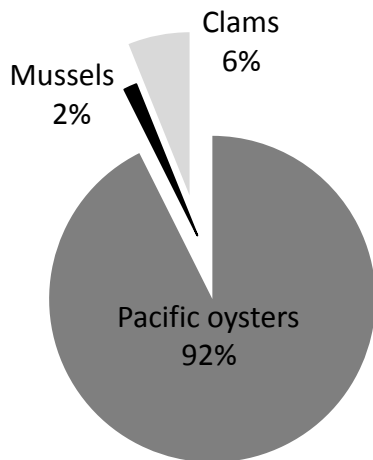
68 aquatic farms, 8 nurseries, 2 hatcheries

Aquatic farm size

Range 1-24 acres / Average farm size 5.09 acres / 346 total acres

Aquatic Farm Sales and Production

(Farm Gate Value)



Total Sales and Production

\$769,146	37% increase
1.2 million animals	49% increase

Average Sales Price

Pacific oysters	\$9.36 / dz
Mussels	\$5.55 / lb
Clams	\$5.96 / lb

Employment

Total Aquatic Farm Positions

159 20% increase

Total Aquatic Farm Paid Positions

63 37% increase

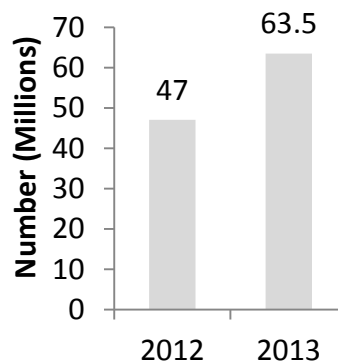
Total Aquatic Farm Work Days

10,546 17% increase

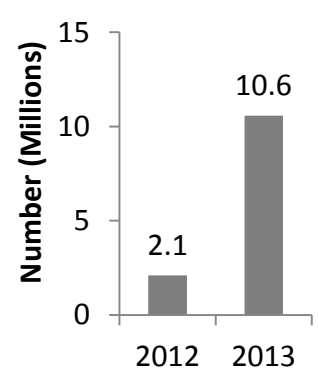
Hatchery & Nursery Sales and Production

Imported Pacific Oysters

Eyed-larvae



Juveniles



Total Sales and Production

\$157,283	46% increase
3.3 million Pacific oyster	35% decrease
48,460 geoduck clams	2x greater

Aquatic Farm Year-end Inventory

Pacific oysters	12.5 million	19% increase	Littleneck clams	775,189	78% decrease
Geoduck clams	837,296	2% increase	Mussels	8.3 million	800x greater